



Hoop It Up: MIAMI, FL

April 24-25



- * Schedules are subject to change. Check the Master Scoreboard during the event for Official Game Schedules.
- * EACH TEAM is responsible for reviewing the MASTER SCOREBOARD after EACH GAME, Winning Teams are responsible for turning in Score Sheets
- * Seeding ties will be broken down by head-to-head results by: 1) wins/losses; 2) points differential; 3) points against; 4) freethrow shoot-off. In an instance where a team find itself in a seeding tie and the has forfeited any game, the team automatica

Teams: **8**

Number of Games: 12 + 7 = 23

Updated By: **D.G.**

Schedule Version: 3262010

File Update: 5/28/2010 10:25

Last Update: Thursday, April 22, 2010 10:45AM

Division ID:

1F

Division Description: 1F Female Open

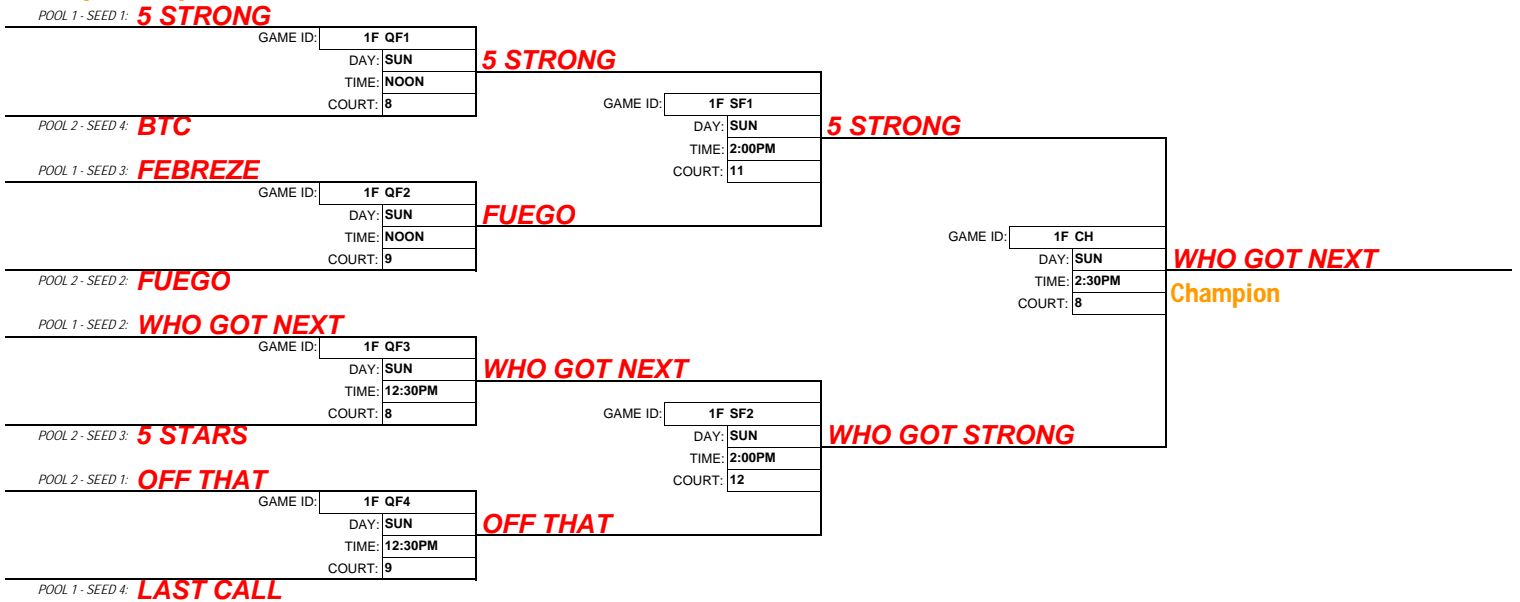
| POOL | ID NUMBER | TEAM NAME | WINS | LOSSES |
|--------|-----------|--------------|------|--------|
| Pool 1 | 1 | WHO GOT NEXT | II | I |
| | 4 | FEBREZE | I | II |
| | 5 | 5 STRONG | III | |
| | 8 | LAST CALL | | III |
| Pool 2 | 2 | OFF THAT | II | I |
| | 3 | FUEGO | II | II |
| | 6 | 5 STARS | II | I |
| | 7 | BTC | | III |

| FINAL STANDINGS (Will be completed after THIS event) | |
|---|---------------------------|
| 1st | (Champion of THIS Event) |
| 2nd | (2nd Place of THIS Event) |
| 3rd | (3rd Place of THIS Event) |
| 3rd | (3rd Place of THIS Event) |
| 5th | (5th Place of THIS Event) |
| 5th | (5th Place of THIS Event) |
| 5th | (5th Place of THIS Event) |
| 5th | (5th Place of THIS Event) |

Pool Play Games:

| GAME ID | DAY | TIME | COURT | TEAM | vs | TEAM | POOL # | WINNER | SCORE |
|---------|-----|----------|-------|--------------|----|-----------|----------|--------------|-------|
| 1F .001 | SAT | 9:00 AM | 19 | WHO GOT NEXT | vs | FEBREZE | Pool 1 | WHO GOT NEXT | 20-9 |
| 1F .002 | SAT | 9:00 AM | 20 | 5 STRONG | vs | LAST CALL | | 5 STRONG | 20-14 |
| 1F .003 | SAT | 11:00 AM | 19 | WHO GOT NEXT | vs | 5 STRONG | | 5 STRONG | 20-15 |
| 1F .004 | SAT | 11:00 AM | 20 | FEBREZE | vs | LAST CALL | | FEBREZE | 20-12 |
| 1F .005 | SAT | 2:00 PM | 19 | WHO GOT NEXT | vs | LAST CALL | | WE GOT NEXT | 20-18 |
| 1F .006 | SAT | 2:00 PM | 20 | FEBREZE | vs | 5 STRONG | 5 STRONG | 20-18 | |
| 1F .007 | SAT | 9:30 AM | 19 | OFF THAT | vs | FUEGO | Pool 2 | FUEGO | 14-13 |
| 1F .008 | SAT | 9:30 AM | 20 | 5 STARS | vs | BTC | | 5 STARS | 20-16 |
| 1F .009 | SAT | 11:30 AM | 19 | OFF THAT | vs | 5 STARS | | OFF THAT | 20-12 |
| 1F .010 | SAT | 11:30 AM | 20 | FUEGO | vs | BTC | | FUEGO | 20-19 |
| 1F .011 | SAT | 2:30 PM | 19 | OFF THAT | vs | BTC | | OFF THAT | 20-15 |
| 1F .012 | SAT | 2:30 PM | 20 | FUEGO | vs | 5 STARS | | 5 STARS | 20-19 |

Championship Bracket Games:





Hoop It Up: Miami, FL

April 24-25



- * Schedules are subject to change. Check the Master Scoreboard during the event for Official Game Schedules.
- * EACH TEAM is responsible for reviewing the MASTER SCOREBOARD after EACH GAME, Winning Teams are responsible for turning in Score Sheets
- * Seeding ties will be broken down by head-to-head results by: 1) wins/losses; 2) points differential; 3) points against; 4) freethrow shoot-off. In an instance where a team find itself in a seeding tie and the has forfeited any game, the team automatica

Teams: **8**

Number of Games: 12 + 7 = 23

Updated By: **D.G.**

Schedule Version: 3262010

File Update: 5/28/2010 10:25

Last Update: Thursday, April 22nd, 2010 9:30AM

Division ID:

14/15M

Division Description: 14/15M Male Youth Ages 14-15


| POOL | ID NUMBER | TEAM NAME | WINS | LOSSES |
|--------|-----------|-------------------|------|--------|
| Pool 1 | 1 | SCRUBS | I | II |
| | 4 | HIALEAH HOOPS | III | |
| | 5 | BALLIN | II | I |
| | 8 | HOOP DREAMERS | | III |
| Pool 2 | 2 | HIGH IMPACT | II | I |
| | 3 | T R A M A | | II |
| | 6 | MIAMI BALLERS | | II |
| | 7 | THE NINJA TURTLES | III | |

| FINAL STANDINGS (Will be completed after THIS event) | |
|---|---------------------------|
| 1st | (Champion of THIS Event) |
| 2nd | (2nd Place of THIS Event) |
| 3rd | (3rd Place of THIS Event) |
| 3rd | (3rd Place of THIS Event) |
| 5th | (5th Place of THIS Event) |
| 5th | (5th Place of THIS Event) |
| 5th | (5th Place of THIS Event) |
| 5th | (5th Place of THIS Event) |

Pool Play Games:

| GAME ID | DAY | TIME | COURT | TEAM | vs | TEAM | POOL # | WINNER | SCORE |
|-------------|-----|---------|-------|---------------|----|-------------------|--------|-------------------|-------|
| 14/15M .001 | SAT | 9:00AM | 21 | SCRUBS | vs | HIALEAH HOOPS | Pool 1 | HIALEAH HOOPS | 20-9 |
| 14/15M .002 | SAT | 9:00AM | 22 | BALLIN | vs | HOOP DREAMERS | | BALLIN | 20-5 |
| 14/15M .003 | SAT | 11:00AM | 21 | SCRUBS | vs | BALLIN | | BALLIN | 20-10 |
| 14/15M .004 | SAT | 11:00AM | 22 | HIALEAH HOOPS | vs | HOOP DREAMERS | | HIALEAH HOOPS | 20-10 |
| 14/15M .005 | SAT | 2:00PM | 21 | SCRUBS | vs | HOOP DREAMERS | | SCRUBS | 20-5 |
| 14/15M .006 | SAT | 2:00PM | 22 | HIALEAH HOOPS | vs | BALLIN | | HIALEAH HOOPS | 19-10 |
| 14/15M .007 | SAT | 9:30AM | 21 | HIGH IMPACT | vs | T R A M A | Pool 2 | HIGH IMPACT | 17-10 |
| 14/15M .008 | SAT | 9:30AM | 22 | MIAMI BALLERS | vs | THE NINJA TURTLES | | THE NINJA TURTLES | 19-6 |
| 14/15M .009 | SAT | 11:30AM | 21 | HIGH IMPACT | vs | MIAMI BALLERS | | HIGH IMPACT | 19-17 |
| 14/15M .010 | SAT | 11:30AM | 22 | T R A M A | vs | THE NINJA TURTLES | | THE NINJA TURTLES | 13-8 |
| 14/15M .011 | SAT | 3:00PM | 21 | HIGH IMPACT | vs | THE NINJA TURTLES | | THE NINJA TURTLES | 20-18 |
| 14/15M .012 | SAT | 3:00PM | 22 | T R A M A | vs | MIAMI BALLERS | | 0 | 0-0 |

Championship Bracket Games:





Hoop It Up: MIAMI, FL

April 24-25



- * Schedules are subject to change. Check the Master Scoreboard during the event for Official Game Schedules.
- * EACH TEAM is responsible for reviewing the MASTER SCOREBOARD after EACH GAME, Winning Teams are responsible for turning in Score Sheets
- * Seeding ties will be broken down by head-to-head results by: 1) wins/losses; 2) points differential; 3) points against; 4) freethrow shoot-off. In an instance where a team finds itself in a seeding tie and has forfeited any game, the team automatica

Teams: **5**

Number of Games: 10 + 4 = 14

Updated By: **D.G.**

Schedule Version: 3222010

File Update: 5/28/2010 10:25

Last Update: Thursday, April 22, 2010 10:00am

Division ID:

16M

Division Description: 16 Male Youth Competitive

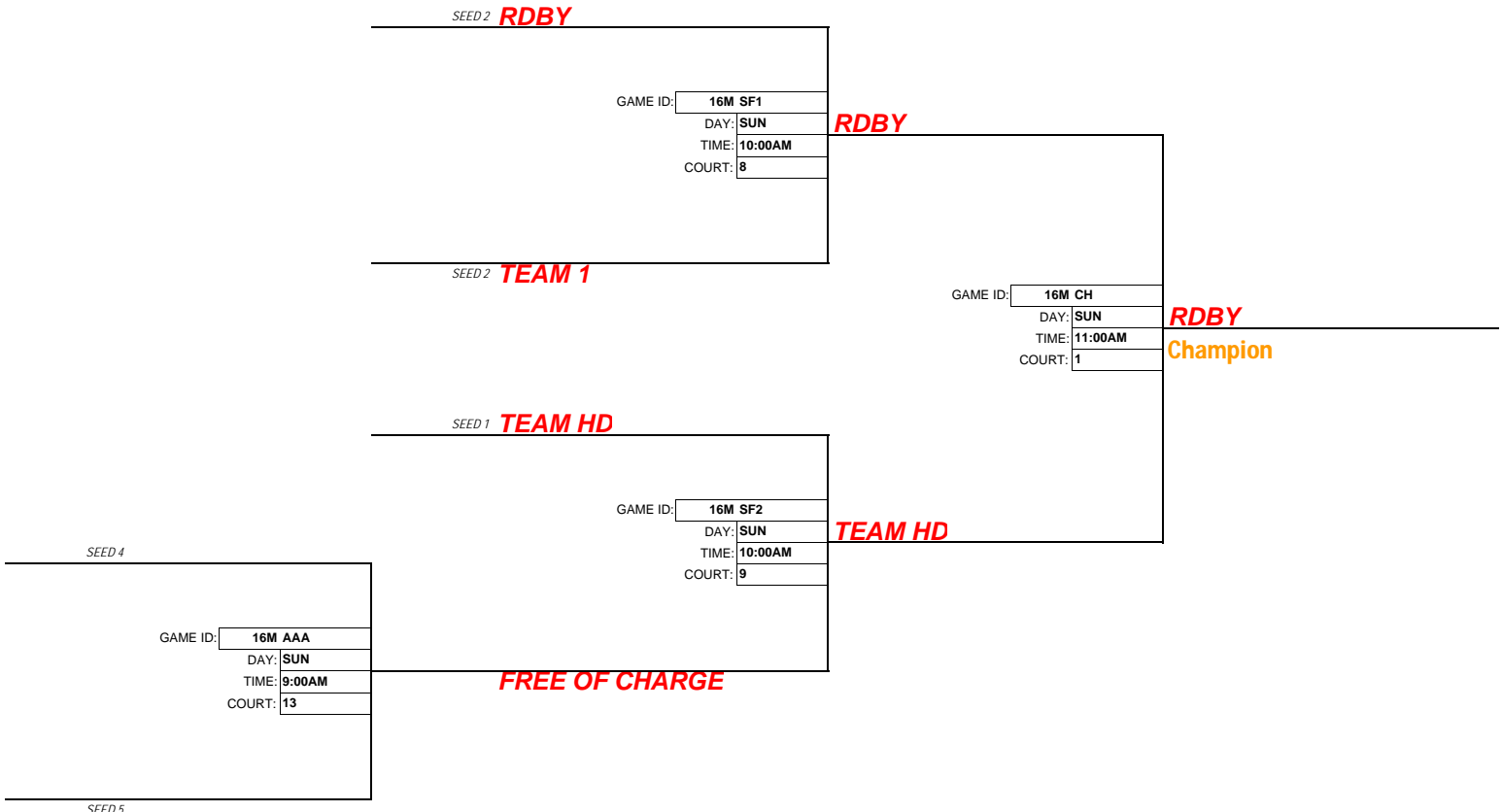
| POOL | ID NUMBER | TEAM NAME | WINS | LOSSES |
|--------|-----------|----------------|------|--------|
| Pool 1 | 1 | FREE OF CHARGE | I | III |
| | 2 | RDBY | III | I |
| | 3 | TEAM HD | III | |
| | 4 | WOLVERINES | | III |
| | 5 | TEAM 1 | II | II |

| FINAL STANDINGS (Will be completed after THIS event) | |
|---|---------------------------|
| 1st | (Champion of THIS Event) |
| 2nd | (2nd Place of THIS Event) |
| 3rd | (3rd Place of THIS Event) |
| 3rd | (4th Place of THIS Event) |
| 5th | (5th Place of THIS Event) |

Pool Play Games:

| GAME ID | DAY | TIME | COURT | TEAM | vs | TEAM | POOL # | WINNER | SCORE |
|----------|-----|----------|-------|----------------|----|----------------|--------|----------------|-------|
| 16M .001 | SAT | 10:00 AM | 23 | FREE OF CHARGE | vs | WOLVERINES | Pool 1 | FREE OF CHARGE | 10-0 |
| 16M .002 | SAT | 10:00 AM | 24 | RDBY | vs | TEAM HD | | TEAM HD | 19-18 |
| 16M .003 | SAT | 11:00 AM | 23 | RDBY | vs | TEAM 1 | | RDBY | 15-10 |
| 16M .004 | SAT | 11:00 AM | 24 | TEAM HD | vs | WOLVERINES | | TEAM HD | 10-0 |
| 16M .005 | SAT | 12:00 PM | 21 | TEAM HD | vs | FREE OF CHARGE | | TEAM HD | 15-11 |
| 16M .006 | SAT | 12:00 PM | 22 | WOLVERINES | vs | TEAM 1 | | TEAM 1 | 10-0 |
| 16M .007 | SAT | 2:30 PM | 21 | WOLVERINES | vs | RDBY | | RDBY | 10-0 |
| 16M .008 | SAT | 2:30 PM | 22 | TEAM 1 | vs | FREE OF CHARGE | | TEAM 1 | 18-13 |
| 16M .009 | SAT | 3:30 PM | 21 | TEAM 1 | vs | TEAM HD | | TEAM HD | 19-18 |
| 16M .010 | SAT | 3:30 PM | 22 | FREE OF CHARGE | vs | RDBY | | RDBY | 20-1 |

Championship Bracket Games:





Hoop It Up: MIAMI, FL

April 24-25



- * Schedules are subject to change. Check the Master Scoreboard during the event for Official Game Schedules.
- * EACH TEAM is responsible for reviewing the MASTER SCOREBOARD after EACH GAME, Winning Teams are responsible for turning in Score Sheets
- * Seeding ties will be broken down by head-to-head results by: 1) wins/losses; 2) points differential; 3) points against; 4) freethrow shoot-off. In an instance where a team finds itself in a seeding tie and the has forfeited any game, the team automatica

Teams: 6

Number of Games: 15 + 5 = 20

Updated By: D.G.

Schedule Version: 3262010

File Update: 5/28/2010 10:25

Division ID:

17/18M

Last Update: Thursday, April , 2010 10:15am

Division Description: 17/18 Male Youth Open


| POOL | ID NUMBER | TEAM NAME | WINS | LOSSES |
|--------|-----------|---------------|------|--------|
| Pool 1 | 1 | DA STANK BOYZ | III | II |
| | 2 | EXPOSED | III | II |
| | 3 | AVERAGE JOES | III | II |
| | 4 | HIT SQUAD | | IIII |
| | 5 | EASYDOESIT | II | II |
| | 6 | KILLIAN | III | II |

| FINAL STANDINGS (Will be completed after THIS event) | |
|---|---------------------------|
| 1st | (Champion of THIS Event) |
| 2nd | (2nd Place of THIS Event) |
| 3rd | (Place of THIS Event) |
| 3rd | (Place of THIS Event) |
| 5th | (Place of THIS Event) |
| 5th | (Place of THIS Event) |

Pool Play Games:

| GAME ID | DAY | TIME | COURT | TEAM | vs | TEAM | POOL # | WINNER | SCORE |
|-------------|-----|---------|-------|---------------|----|--------------|--------|---------------|-------|
| 17/18M .001 | SAT | 9:00AM | 23 | DA STANK BOYZ | vs | EXPOSED | Pool 1 | EXPOSED | 10-0 |
| 17/18M .002 | SAT | 9:00AM | 24 | AVERAGE JOES | vs | HIT SQUAD | | AVERAGE JOES | 20-10 |
| 17/18M .003 | SAT | 9:30AM | 23 | EASYDOESIT | vs | KILLIAN | | EASYDOESIT | 10-0 |
| 17/18M .004 | SAT | 10:30AM | 20 | DA STANK BOYZ | vs | AVERAGE JOES | | DA STANK BOYZ | 20-14 |
| 17/18M .005 | SAT | 10:30AM | 23 | EXPOSED | vs | EASYDOESIT | | EASYDOESIT | 20-15 |
| 17/18M .006 | SAT | 10:30AM | 24 | HIT SQUAD | vs | KILLIAN | | KILLIAN | 20-11 |
| 17/18M .007 | SAT | NOON | 23 | AVERAGE JOES | vs | EASYDOESIT | | AVERAGE JOES | 15-12 |
| 17/18M .008 | SAT | NOON | 24 | EXPOSED | vs | KILLIAN | | EXPOSED | 10-0 |
| 17/18M .009 | SAT | 12:30PM | 23 | DA STANK BOYZ | vs | HIT SQUAD | | DA STANK BOYZ | 20-9 |
| 17/18M .010 | SAT | 2:00PM | 23 | AVERAGE JOES | vs | KILLIAN | | KILLIAN | 20-12 |
| 17/18M .011 | SAT | 2:00PM | 24 | EXPOSED | vs | HIT SQUAD | | EXPOSED | 20-11 |
| 17/18M .012 | SAT | 2:30PM | 23 | DA STANK BOYZ | vs | EASYDOESIT | | DA STANK BOYZ | 19-14 |
| 17/18M .013 | SAT | 3:30PM | 19 | EXPOSED | vs | AVERAGE JOES | | AVERAGE JOES | 20-18 |
| 17/18M .014 | SAT | 3:30PM | 20 | HIT SQUAD | vs | EASYDOESIT | | EASYDOESIT | 20-10 |
| 17/18M .015 | SAT | 3:30PM | 23 | DA STANK BOYZ | vs | KILLIAN | | KILLIAN | 20-15 |

Championship Bracket Games:





Hoop It Up: Miami, FL

April 24-25



* Schedules are subject to change. Check the Master Scoreboard during the event for Official Game Schedules.

* EACH TEAM is responsible for reviewing the MASTER SCOREBOARD after EACH GAME, Winning Teams are responsible for turning in Score Sheets

*Seeding ties will be broken down by head-to-head results by: 1) wins/losses; 2) points differential; 3) points against; 4) freethrow shoot-off. In an instance where a team find itself in a seeding tie and the has forfeited any game, the team automatica

Teams: 4

Number of Games: 6 + 4 = 10

Updated By: R.P.

Schedule Version: 03222010

File Update: 5/28/2010 10:25

Last Update: Thursday, April 22nd, 2010 11:30am

Division ID:

51*

Division Description: 51 Male Adult Open

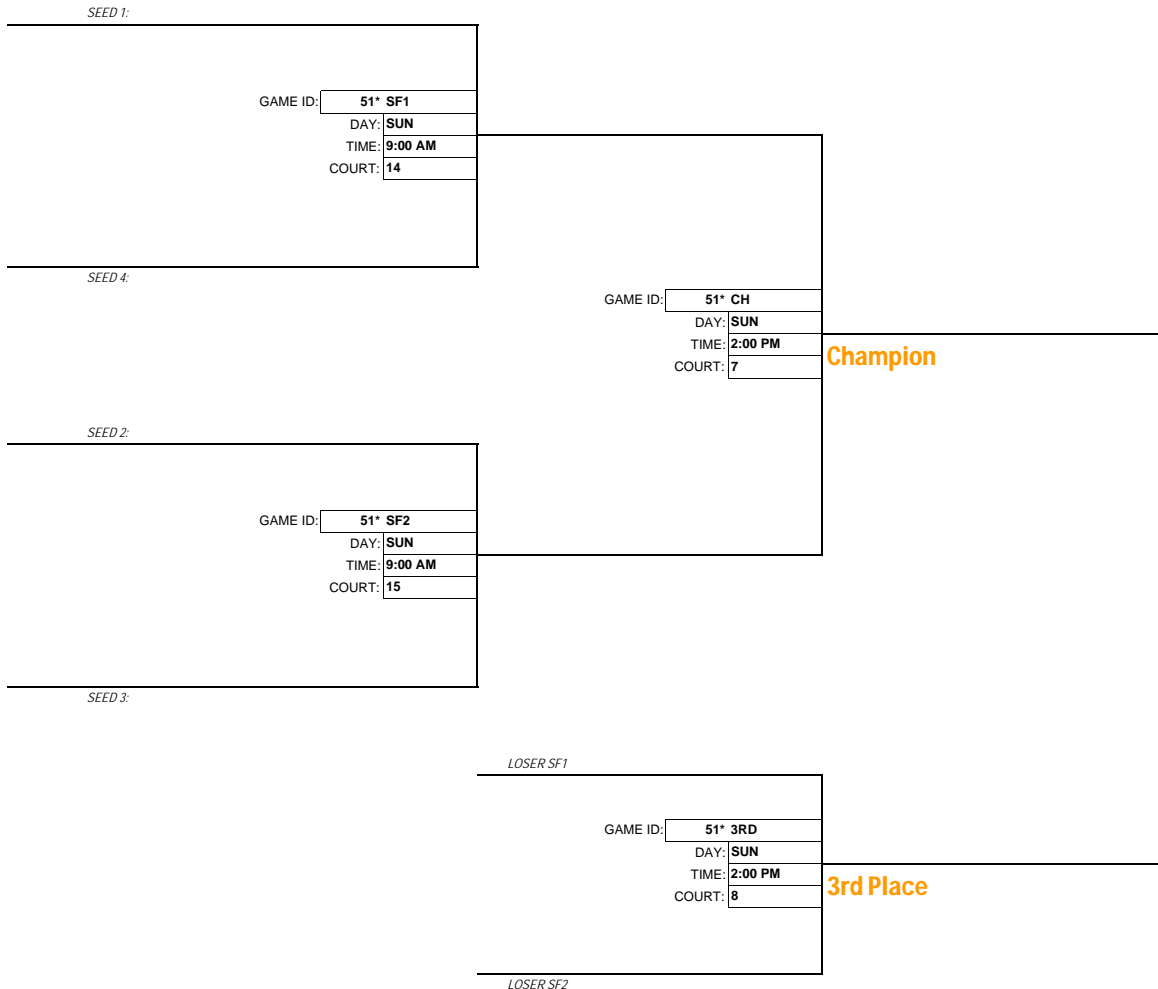
| POOL | ID NUMBER | TEAM NAME | WINS | LOSSES |
|--------|-----------|-----------|------|--------|
| Pool 1 | 1 | 1 | | |
| | 2 | 2 | | |
| | 3 | 3 | | |
| | 4 | 4 | | |

| FINAL STANDINGS (Will be completed after THIS event) | |
|---|---------------------------|
| 1st | (Champion of THIS Event) |
| 2nd | (2nd Place of THIS Event) |
| 3rd | (3rd Place of THIS Event) |
| 4th | (4th Place of THIS Event) |

Pool Play Games:

| GAME ID | DAY | TIME | COURT | TEAM | vs | TEAM | POOL # | WINNER | SCORE |
|----------|-----|----------|-------|------|----|------|--------|--------|-------|
| 51* .001 | SAT | 10:00 AM | 21 | 1 | vs | 2 | Pool 1 | | |
| 51* .002 | SAT | 10:00 AM | 22 | 3 | vs | 4 | | | |
| 51* .003 | SAT | 11:30 AM | 23 | 1 | vs | 3 | | | |
| 51* .004 | SAT | 11:30 AM | 24 | 2 | vs | 4 | | | |
| 51* .005 | SAT | 12:30 PM | 19 | 1 | vs | 4 | | | |
| 51* .006 | SAT | 12:30 PM | 20 | 2 | vs | 3 | | | |

Championship Bracket Games:





Hoop It Up: Miami, FL

April 24-25



* Schedules are subject to change. Check the Master Scoreboard during the event for Official Game Schedules.

* EACH TEAM is responsible for reviewing the MASTER SCOREBOARD after EACH GAME, Winning Teams are responsible for turning in Score Sheets

*Seeding ties will be broken down by head-to-head results by: 1) wins/losses; 2) points differential; 3) points against; 4) freethrow shoot-off. In an instance where a team find itself in a seeding tie and the has forfeited any game, the team automatica

Teams: 4

Number of Games: 6 + 4 = 10

Updated By: R.P.

Schedule Version: 03222010

File Update: 5/28/2010 10:25

Last Update: Thursday, April 22nd, 2010 11:30am

Division ID: 52*

Division Description: 52 Male Adult Open

| POOL | ID NUMBER | TEAM NAME | WINS | LOSSES |
|--------|-----------|-------------------|------|--------|
| Pool 1 | 1 | 24 ST BARBER SHOP | | |
| | 2 | MAKIN IT RAIN | | |
| | 3 | STAT | | |
| | 4 | LOMINERO | | |

| FINAL STANDINGS (Will be completed after THIS event) | |
|---|---------------------------|
| 1st | (Champion of THIS Event) |
| 2nd | (2nd Place of THIS Event) |
| 3rd | (3rd Place of THIS Event) |
| 4th | (4th Place of THIS Event) |

Pool Play Games:

| GAME ID | DAY | TIME | COURT | TEAM | vs | TEAM | POOL # | WINNER | SCORE |
|----------|-----|----------|-------|-------------------|----|---------------|--------|--------|-------|
| 52* .001 | SAT | 10:30 AM | 21 | 24 ST BARBER SHOP | vs | MAKIN IT RAIN | Pool 1 | | |
| 52* .002 | SAT | 10:30 AM | 22 | STAT | vs | LOMINERO | | | |
| 52* .003 | SAT | 12:30 PM | 21 | 24 ST BARBER SHOP | vs | STAT | | | |
| 52* .004 | SAT | 12:30 PM | 22 | MAKIN IT RAIN | vs | LOMINERO | | | |
| 52* .005 | SAT | 2:30 PM | 24 | 24 ST BARBER SHOP | vs | LOMINERO | | | |
| 52* .006 | SAT | 3:00 PM | 23 | MAKIN IT RAIN | vs | STAT | | | |

Championship Bracket Games:

